




Ordering Information


Portable Bases

	Part Number	Description
	131183	Drum dolly, 35 lb (16 kg)
	131184	Drum dolly, 120 lb (54 kg)
	129645	Drum dolly, 400 lb (182 kg)
	203622	Caster base for 120 lb (54 kg) drums


Carts

	Part Number	Description	Compatible Container Size
	203650	Drums fit onto recess on formed base. Rim clamps secure drum onto cart.	35 lb (16 kg) 70 lb (32 kg) 120 lb (55 kg)
	222243	Heavy-duty drum cart with pneumatic wheels	120 lb (55 kg)
	111470	Heavy-duty drum truck on roll-around base	400 lb (180 kg)

Pro-Shot Dispense Valves

	Part Number	Description
	242055	1/4 in NPT(F) inlet without coupler or extension
	242056	1/4 in NPT(F) inlet with coupler and extension 200389
	242057	3/8 in NPT(F) inlet without coupler or extension
	242058	3/8 in NPT(F) inlet with coupler and extension 200389
	224872	Includes 30 in (76.2 cm) whip hose (109148), Z-Swivel (202577), and grease valve (242056)

Swivel

	Part Number	Description
	202577	Z-Swivel allows non-binding movement for hard-to-reach locations, 1/4-18 NPT